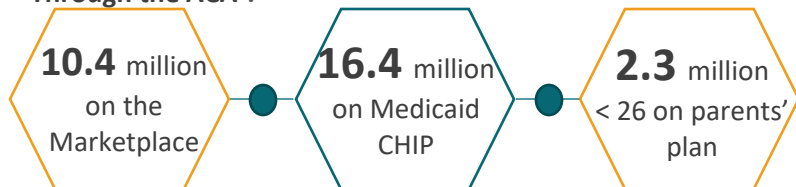


# Arizona | County Health Insurance Coverage Profile

The Affordable Care Act has reduced the uninsured rate by **nearly half**

**91.4%**<sup>2</sup> of Americans now insured

Through the ACA<sup>3</sup>:



## Aims of the ACA<sup>1</sup>

- 1 Achieve near universal health insurance coverage
- 2 Improve quality and affordability of coverage
- 3 Improve the quality and efficiency of health care

U.S. Uninsured Rate<sup>2</sup>

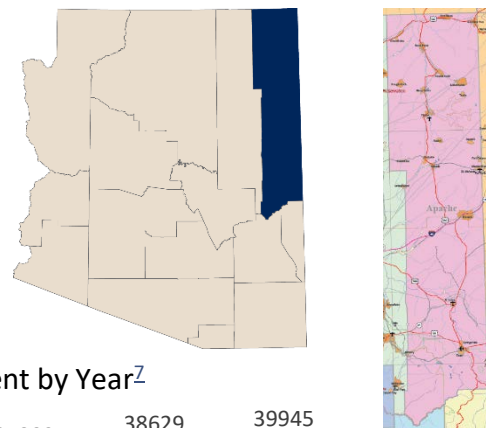
**16.0%** | **8.6%**  
2010 | 2016

AZ Uninsured Rate<sup>4</sup>

**19.1%** | **10.8%**  
Avg. 2008-10 | 2015

## Apache County | Marketplace and Medicaid Enrollment

The following data show changes in health insurance coverage in **Apache County** due to the ACA (including Medicaid Expansion and Marketplace enrollments) and the state level Medicaid restoration and KidsCare reauthorization.



County Population<sup>5</sup>

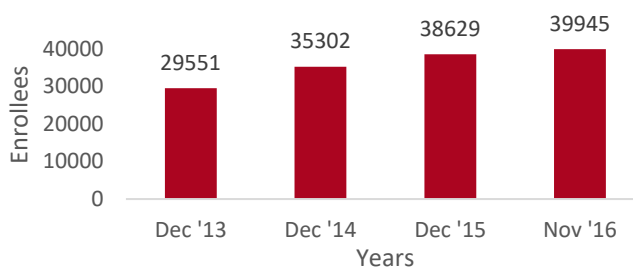
**71,474**

County Uninsured Rate<sup>6</sup>

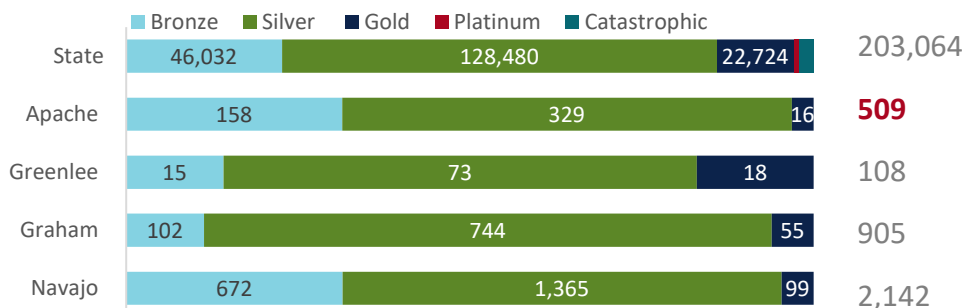
**26%** | **34%**  
2013 | 2016

**39,945** insured via Medicaid<sup>7</sup>  
**+10,394** since December 2013

## Medicaid Enrollment by Year<sup>7</sup>



## Total Marketplace Plan Selections 2015-2016<sup>8</sup>



Of the plan selections in **Apache County**:

- **65%** selected a Silver plan
- **94%** received tax credits
- **60%** received cost-sharing

\*Nearby counties provided for comparison.



THE UNIVERSITY OF ARIZONA  
MEL & ENID ZUCKERMAN COLLEGE OF PUBLIC HEALTH  
**Center for Rural Health**

For questions or more information on this profile, please contact  
Bryna Koch, MPH [brynak@email.arizona.edu](mailto:brynak@email.arizona.edu).