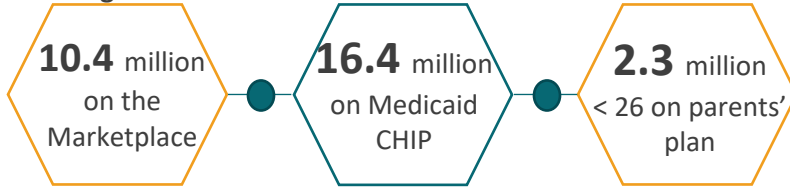


Arizona | County Health Insurance Coverage Profile

The Affordable Care Act has reduced the uninsured rate by **nearly half**

91.4%² of Americans now insured

Through the ACA³:



Aims of the ACA¹

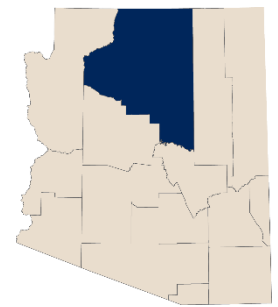
- 1 Achieve near universal health insurance coverage
- 2 Improve quality and affordability of coverage
- 3 Improve the quality and efficiency of health care

U.S. Uninsured Rate²
16.0% | **8.6%**
 2010 | 2016

AZ Uninsured Rate⁴
19.1% | **10.8%**
 Avg. 2008-10 | 2015

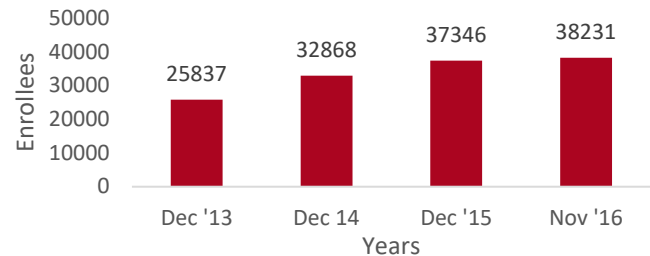
Coconino County | Marketplace and Medicaid Enrollment

The following data show changes in health insurance coverage in **Coconino County** due to the ACA (including Medicaid Expansion and Marketplace enrollments) and the state level Medicaid restoration and KidsCare reauthorization.



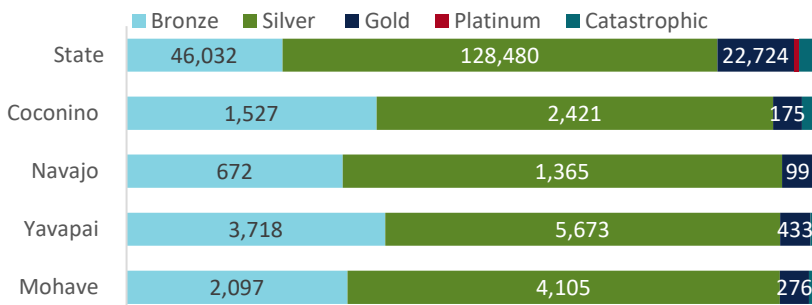
County Population⁵ **139,097**
 County Uninsured Rate⁶
19% | **17%**
 2013 | 2016

Medicaid Enrollment by Year⁷



38,231 insured via Medicaid⁷
+12,394 since December 2013

Total Marketplace Plan Selections 2015-2016⁸



*Nearby counties provided for comparison.

Of the plan selections in **Coconino County**:

203,064

4,197



- 58%** selected a Silver plan
- 87%** received tax credits
- 50%** received cost-sharing

2,142

9,875

6,525

