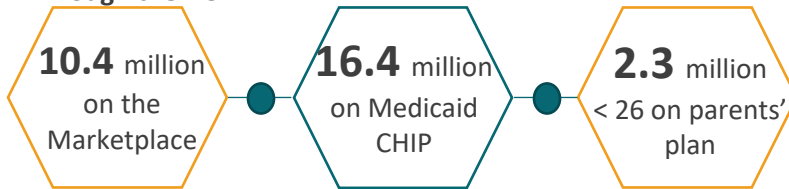


Arizona | County Health Insurance Coverage Profile

The Affordable Care Act has reduced the uninsured rate by **nearly half**

91.4%² of Americans now insured

Through the ACA³:



Aims of the ACA¹

- 1 Achieve near universal health insurance coverage
- 2 Improve quality and affordability of coverage
- 3 Improve the quality and efficiency of health care

U.S. Uninsured Rate²
16.0% | **8.6%**
 2010 | 2016

AZ Uninsured Rate⁴
19.1% | **10.8%**
 Avg. 2008-10 | 2015

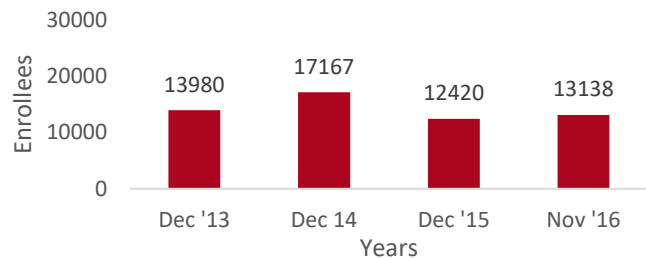
Gila County | Marketplace and Medicaid Enrollment

The following data show changes in health insurance coverage in **Gila County** due to the ACA (including Medicaid Expansion and Marketplace enrollments) and the state level Medicaid restoration and KidsCare reauthorization.



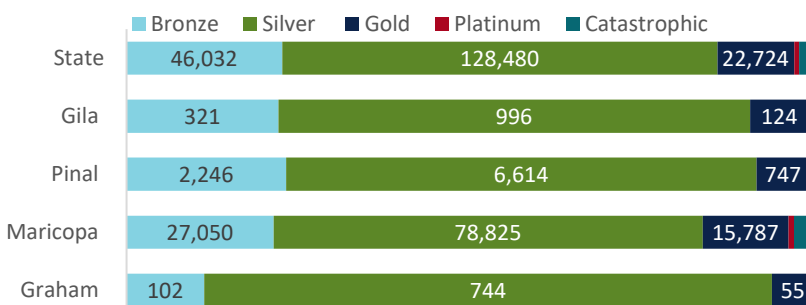
County Population⁵ **53,159**
 County Uninsured Rate⁶
18% | **16%**
 2013 | 2016

Medicaid Enrollment by Year⁷



13,138 insured via Medicaid⁷
-842 since December 2013

Total Marketplace Plan Selections 2015-2016⁸



*Nearby counties provided for comparison.

Of the plan selections in Gila County:

203,064

1,452



68% selected a Silver plan

87% received tax credits

55% received cost-sharing



THE UNIVERSITY OF ARIZONA
 MEL & ENID ZUCKERMAN COLLEGE OF PUBLIC HEALTH
Center for Rural Health

For questions or more information on this profile, please contact
 Bryna Koch, MPH brynak@email.arizona.edu.