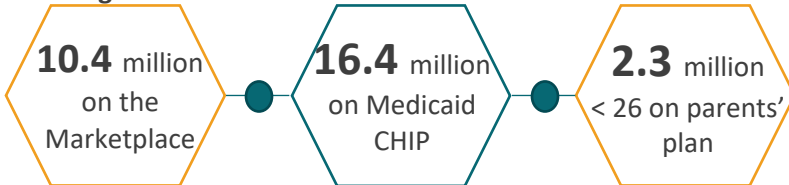


Arizona | County Health Insurance Coverage Profile

The Affordable Care Act has reduced the uninsured rate by **nearly half**

91.4% ² of Americans now insured

Through the ACA³:



Aims of the ACA¹

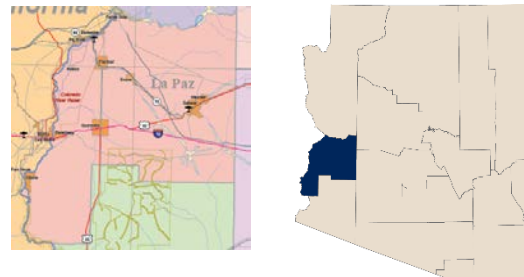
- 1 Achieve near universal health insurance coverage
- 2 Improve quality and affordability of coverage
- 3 Improve the quality and efficiency of health care

U.S. Uninsured Rate²
16.0% | **8.6%**
 2010 | 2016

AZ Uninsured Rate⁴
19.1% | **10.8%**
 Avg. 2008-10 | 2015

La Paz County | Marketplace and Medicaid Enrollment

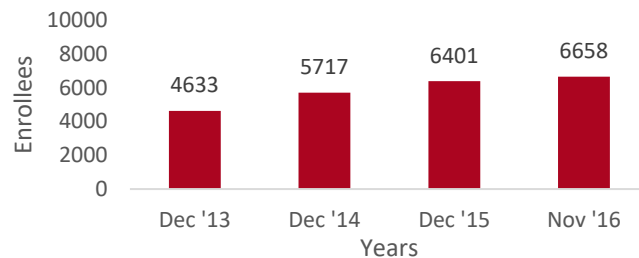
The following data show changes in health insurance coverage in **La Paz County** due to the ACA (including Medicaid Expansion and Marketplace enrollments) and the state level Medicaid restoration and KidsCare reauthorization.



County Population⁵
20,152

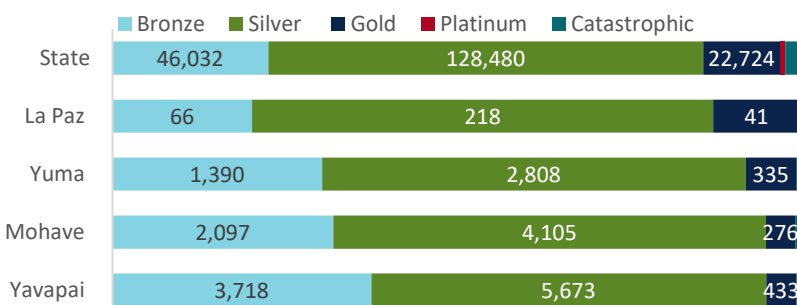
County Uninsured Rate⁶
21% | **24%**
 2013 | 2016

Medicaid Enrollment by Year⁷



6,658 insured via Medicaid⁷
+2,025 since December 2013

Total Marketplace Plan Selections 2015-2016⁹



*Nearby counties provided for comparison.

Of the plan selections in **La Paz County**:

203,064

331



66% selected a Silver plan

4,558

89% received tax credits

6,525

59% received cost-sharing

9,875



THE UNIVERSITY OF ARIZONA
 MEL & ENID ZUCKERMAN COLLEGE OF PUBLIC HEALTH
Center for Rural Health

For questions or more information on this profile, please contact Bryna Koch, MPH brynak@email.arizona.edu.