

Arizona | County Health Insurance Coverage Profile

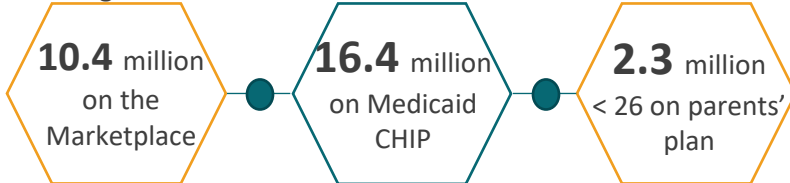
The Affordable Care Act has reduced the uninsured rate by **nearly half**

91.4%² of Americans now insured

Aims of the ACA¹

- 1 Achieve near universal health insurance coverage
- 2 Improve quality and affordability of coverage
- 3 Improve the quality and efficiency of health care

Through the ACA³:

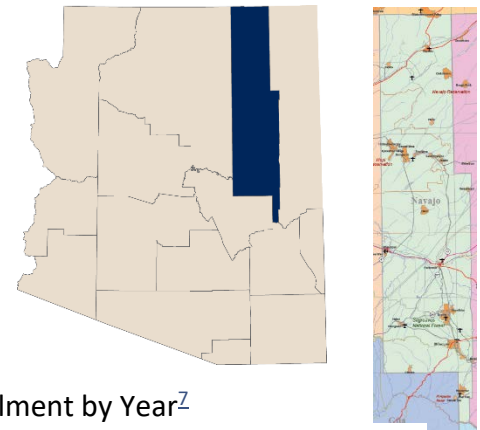


U.S. Uninsured Rate²
16.0% | **8.6%**
 2010 | 2016

AZ Uninsured Rate⁴
19.1% | **10.8%**
 Avg. 2008-10 | 2015

Navajo County | Marketplace and Medicaid Enrollment

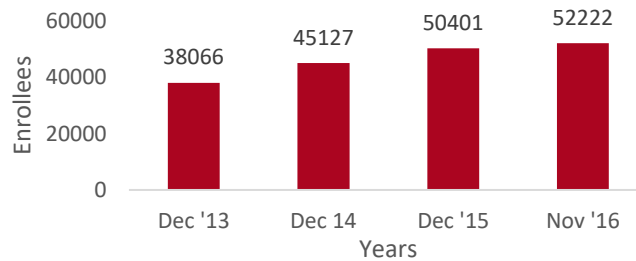
The following data show changes in health insurance coverage in **Navajo County** due to the ACA (including Medicaid Expansion and Marketplace enrollments) and the state level Medicaid restoration and KidsCare reauthorization.



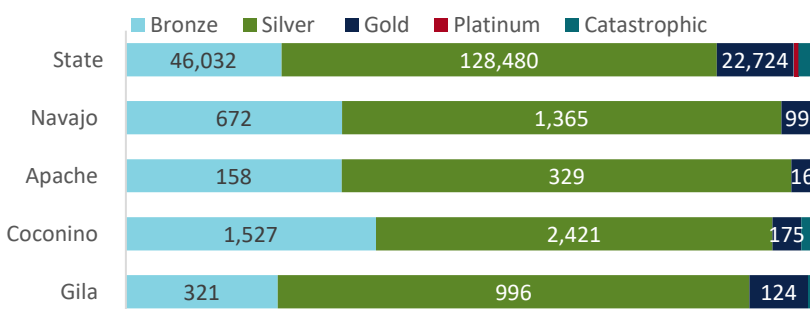
County Population⁵ **108,277**
 County Uninsured Rate⁶ **21%** | **25%**
 2013 | 2016

52,222 insured via Medicaid⁷
+14,156 since December 2013

Medicaid Enrollment by Year⁷



Total Marketplace Plan Selections 2015-2016⁸



*Nearby counties provided for comparison.

203,064

2,142

509

4,197

1,452

Of the plan selections in **Navajo County**:

- 64% selected a Silver plan
- 92% received tax credits
- 55% received cost-sharing



THE UNIVERSITY OF ARIZONA
 MEL & ENID ZUCKERMAN COLLEGE OF PUBLIC HEALTH
Center for Rural Health

For questions or more information on this profile, please contact
 Bryna Koch, MPH brynak@email.arizona.edu.