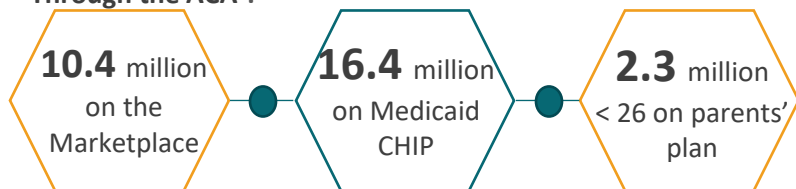


# Arizona | County Health Insurance Coverage Profile

The Affordable Care Act has reduced the uninsured rate by **nearly half**

**91.4%**<sup>2</sup> of Americans now insured

Through the ACA<sup>3</sup>:



## Aims of the ACA<sup>1</sup>

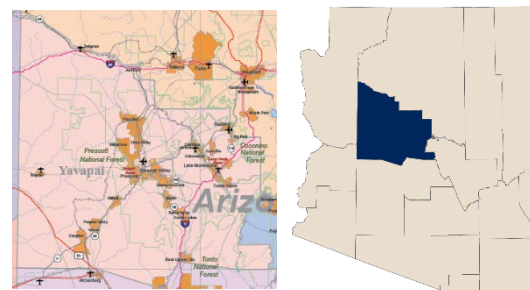
- 1 Achieve near universal health insurance coverage
- 2 Improve quality and affordability of coverage
- 3 Improve the quality and efficiency of health care

U.S. Uninsured Rate<sup>2</sup>  
**16.0%** | **8.4%**  
 2010 | 2016

AZ Uninsured Rate<sup>4</sup>  
**19.1%** | **10.8%**  
 Avg. 2008-10 | 2015

## Yavapai County | Marketplace and Medicaid Enrollment

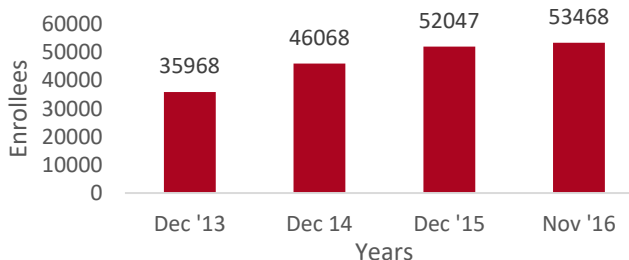
The following data show changes in health insurance coverage in **Yavapai County** due to the ACA (including Medicaid Expansion and Marketplace enrollments) and the state level Medicaid restoration and KidsCare reauthorization.



County Population<sup>5</sup> **222,255**

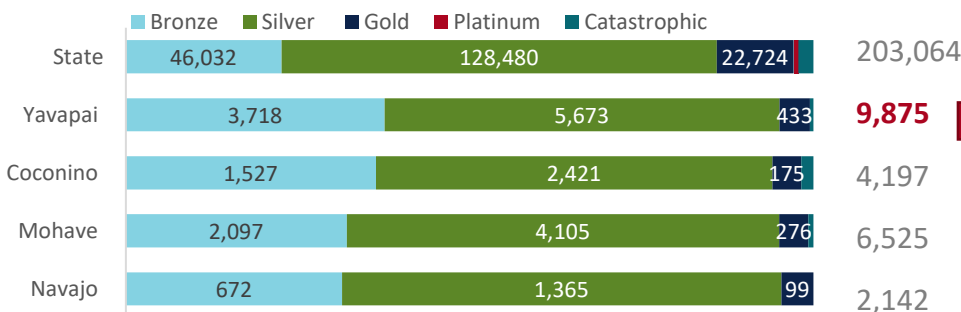
County Uninsured Rate<sup>6</sup>  
**17%** | **12%**  
 2013 | 2016

### Medicaid Enrollment by Year<sup>7</sup>



**53,468** insured via Medicaid<sup>7</sup>  
**+17,500** since December 2013

### Total Marketplace Plan Selections 2015-2016<sup>8</sup>



\*Nearby counties provided for comparison.

### Of the plan selections in Yavapai County:

- **57%** selected a Silver plan
- **92%** received tax credits
- **47%** received cost-sharing



THE UNIVERSITY OF ARIZONA  
 MEL & ENID ZUCKERMAN COLLEGE OF PUBLIC HEALTH  
**Center for Rural Health**

For questions or more information on this profile, please contact  
 Bryna Koch, MPH [brynak@email.arizona.edu](mailto:brynak@email.arizona.edu).