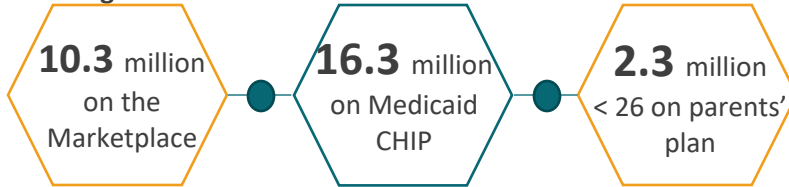


Arizona | County Health Insurance Coverage Profile

The Affordable Care Act has reduced the uninsured rate by **nearly half**

91% ² of Americans now insured

Through the ACA^{3, 4, 5}:



Aims of the ACA¹

- 1 Achieve near universal health insurance coverage
- 2 Improve quality and affordability of coverage
- 3 Improve the quality and efficiency of health care

U.S. Uninsured Rate²
16.0% | **9.0%**
 2010 | 2017

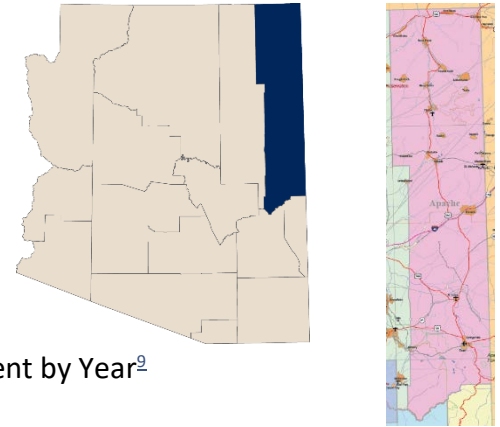
AZ Uninsured Rate^{6, 7}
16.9% | **10.0%**
 2010 | 2016

Apache County | Marketplace and Medicaid Enrollment

The following data show changes in health insurance coverage in **Apache County** due to the ACA (including Medicaid Expansion and Marketplace enrollments) and the state level Medicaid restoration and KidsCare reauthorization.

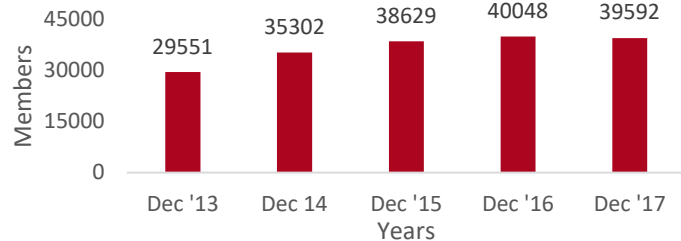
County Population **71,536**

County Uninsured Rate⁸
27.6% | **23.6%**
 2012 | 2016

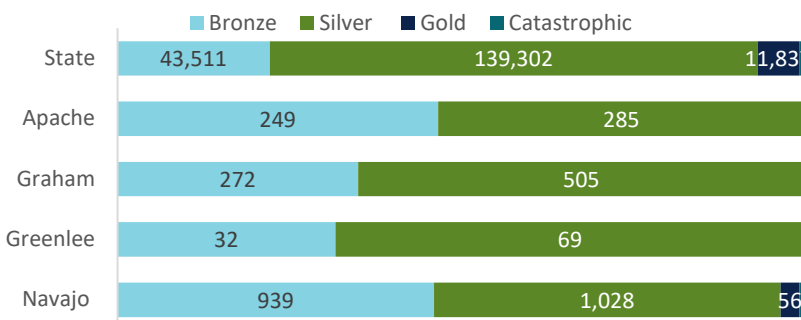


39,592 insured via Medicaid⁹
+10,041 since December 2013

Medicaid Enrollment by Year⁹



Total Marketplace Plan Selections 2016-2017¹⁰



196,291

552

109

804

2,039

Of the plan selections in Apache County:

- **52%** selected a Silver plan
- **92%** received tax credits
- **48%** received cost-sharing

*Nearby counties provided for comparison.

