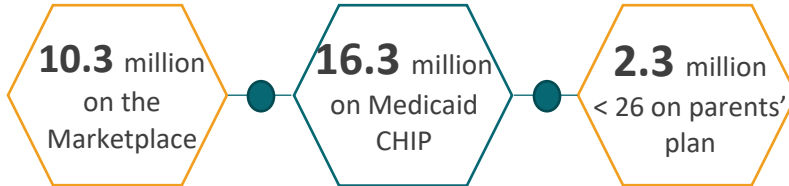


# Arizona | County Health Insurance Coverage Profile

The Affordable Care Act has reduced the uninsured rate by **nearly half**

**91%** <sup>2</sup> of Americans now insured

Through the ACA<sup>3, 4, 5</sup>:



## Aims of the ACA<sup>1</sup>

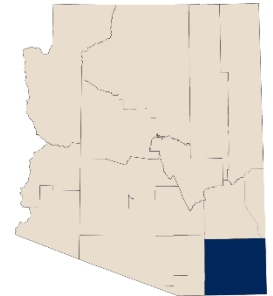
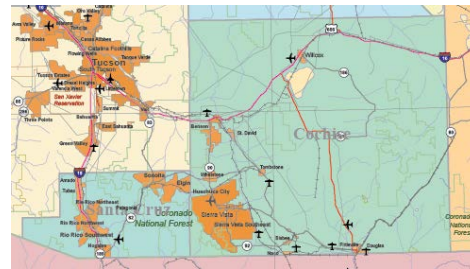
- 1 Achieve near universal health insurance coverage
- 2 Improve quality and affordability of coverage
- 3 Improve the quality and efficiency of health care

U.S. Uninsured Rate<sup>2</sup>  
**16.0%** | **9.0%**  
 2010 | 2017

AZ Uninsured Rate<sup>6, 7</sup>  
**16.9%** | **10.0%**  
 2010 | 2016

## Cochise County | Marketplace and Medicaid Enrollment

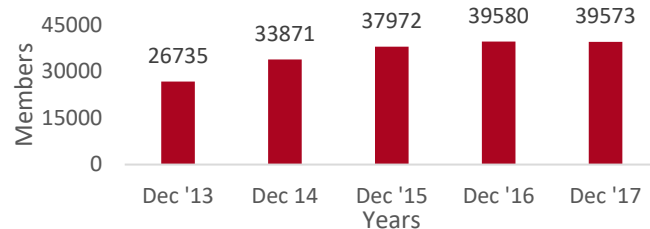
The following data show changes in health insurance coverage in **Cochise County** due to the ACA (including Medicaid Expansion and Marketplace enrollments) and the state level Medicaid restoration and KidsCare reauthorization.



County Population **115,890**

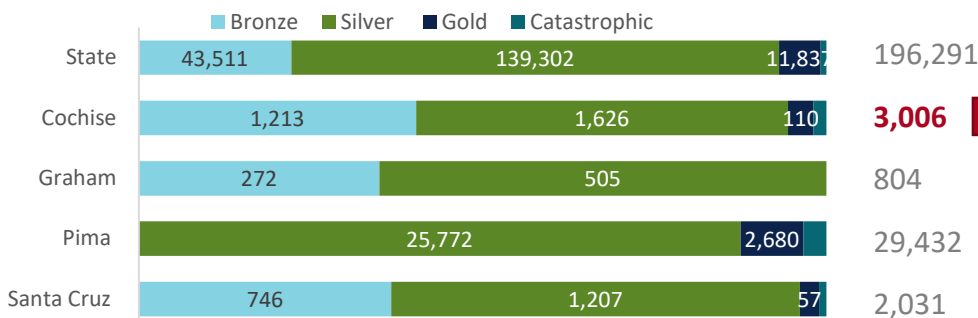
County Uninsured Rate<sup>8</sup>  
**12.7%** | **10.1%**  
 2012 | 2016

## Medicaid Enrollment by Year<sup>9</sup>



**39,573** insured via Medicaid<sup>9</sup>  
**+12,838** since December 2013

## Total Marketplace Plan Selections 2016-2017<sup>10</sup>



\*Nearby counties provided for comparison.

## Of the plan selections in Cochise County:

- **54%** selected a Silver plan
- **88%** received tax credits
- **47%** received cost-sharing



THE UNIVERSITY OF ARIZONA  
 MEL & ENID ZUCKERMAN COLLEGE OF PUBLIC HEALTH  
**Center for Rural Health**

For questions or more information on this profile, please contact  
 Bryna Koch, MPH [brynak@email.arizona.edu](mailto:brynak@email.arizona.edu).