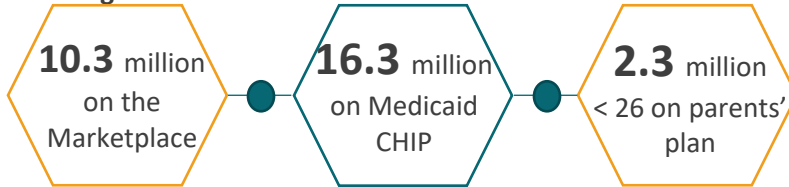


Arizona | County Health Insurance Coverage Profile

The Affordable Care Act has reduced the uninsured rate by **nearly half**

91%² of Americans now insured

Through the ACA^{3, 4, 5}:



Aims of the ACA¹

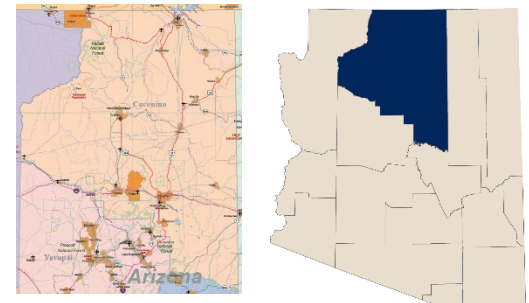
- 1 Achieve near universal health insurance coverage
- 2 Improve quality and affordability of coverage
- 3 Improve the quality and efficiency of health care

U.S. Uninsured Rate²
16.0% | **9.0%**
 2010 | 2017

AZ Uninsured Rate^{6, 7}
16.9% | **10.0%**
 2010 | 2016

Coconino County | Marketplace and Medicaid Enrollment

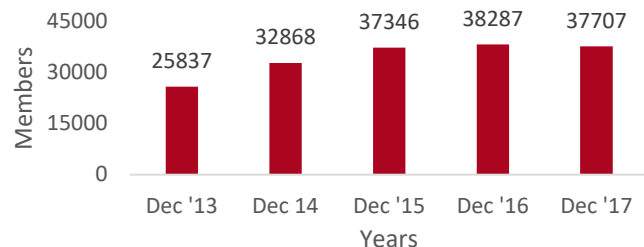
The following data show changes in health insurance coverage in **Coconino County** due to the ACA (including Medicaid Expansion and Marketplace enrollments) and the state level Medicaid restoration and KidsCare reauthorization.



County Population
137,298

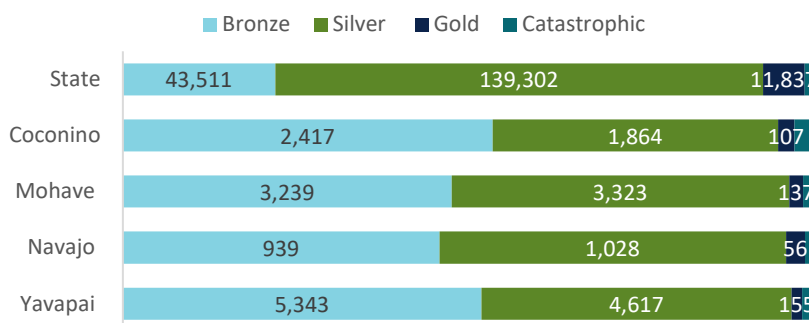
County Uninsured Rate⁸
21.2% | **16.4%**
 2012 | 2016

Medicaid Enrollment by Year⁹



37,707 insured via Medicaid⁹
+11,870 since December 2013

Total Marketplace Plan Selections 2016-2017¹⁰



*Nearby counties provided for comparison.

Of the plan selections in Coconino County:

196,291

4,492

41% selected a Silver plan

6,770

84% received tax credits

2,039

37% received cost-sharing

10,238



THE UNIVERSITY OF ARIZONA
 MEL & ENID ZUCKERMAN COLLEGE OF PUBLIC HEALTH
Center for Rural Health

For questions or more information on this profile, please contact
 Bryna Koch, MPH brynak@email.arizona.edu.