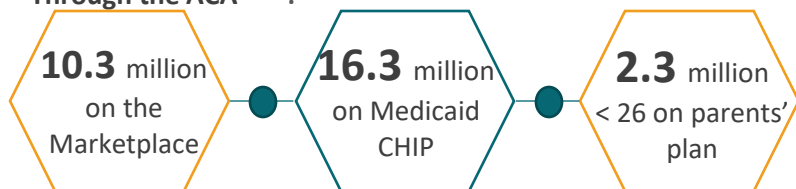


Arizona | County Health Insurance Coverage Profile

The Affordable Care Act has reduced the uninsured rate by **nearly half**

91%² of Americans now insured

Through the ACA^{3,4,5}:



Aims of the ACA¹

- 1 Achieve near universal health insurance coverage
- 2 Improve quality and affordability of coverage
- 3 Improve the quality and efficiency of health care

U.S. Uninsured Rate²
16.0% | **9.0%**
 2010 | 2017

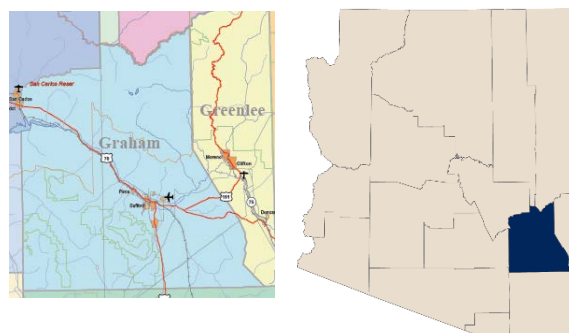
AZ Uninsured Rate^{6,7}
16.9% | **10.0%**
 2010 | 2016

Graham County | Marketplace and Medicaid Enrollment

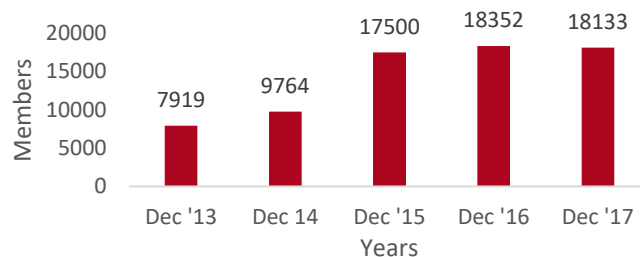
The following data show changes in health insurance coverage in **Graham County** due to the ACA (including Medicaid Expansion and Marketplace enrollments) and the state level Medicaid restoration and KidsCare reauthorization.

County Population **33,491**

County Uninsured Rate⁸
16.7% | **11.3%**
 2012 | 2016

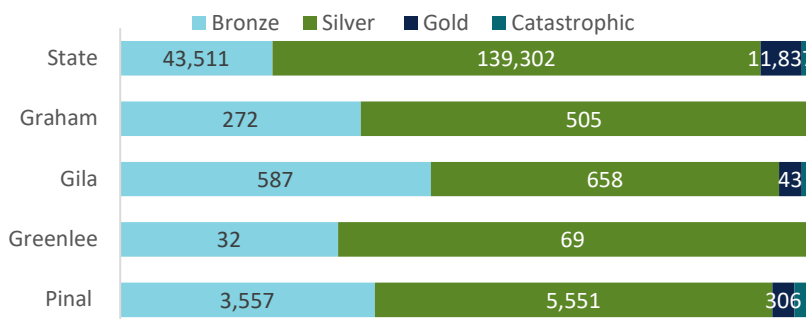


Medicaid Enrollment by Year⁹



18,133 insured via Medicaid⁹
+10,214 since December 2013

Total Marketplace Plan Selections 2016-2017¹⁰



*Nearby counties provided for comparison.

196,291
804
 1,452
 9,667
 108

Of the plan selections in Graham County:

- **63%** selected a Silver plan
- **93%** received tax credits
- **54%** received cost-sharing

