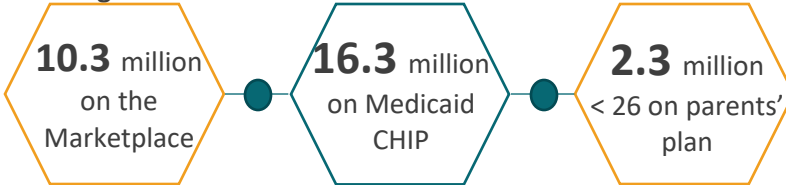


# Arizona | County Health Insurance Coverage Profile

The Affordable Care Act has reduced the uninsured rate by **nearly half**

**91%**<sup>2</sup> of Americans now insured

Through the ACA<sup>3, 4, 5</sup>:



## Aims of the ACA<sup>1</sup>

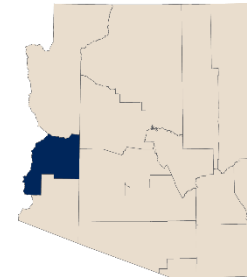
- 1 Achieve near universal health insurance coverage
- 2 Improve quality and affordability of coverage
- 3 Improve the quality and efficiency of health care

U.S. Uninsured Rate<sup>2</sup>  
**16.0%** | **9.0%**  
 2010 | 2017

AZ Uninsured Rate<sup>6, 7</sup>  
**16.9%** | **10.0%**  
 2010 | 2016

## La Paz County | Marketplace and Medicaid Enrollment

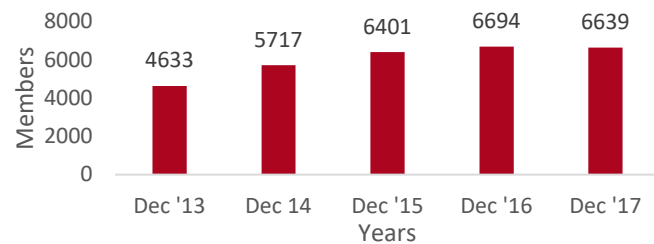
The following data show changes in health insurance coverage in **La Paz County** due to the ACA (including Medicaid Expansion and Marketplace enrollments) and the state level Medicaid restoration and KidsCare reauthorization.



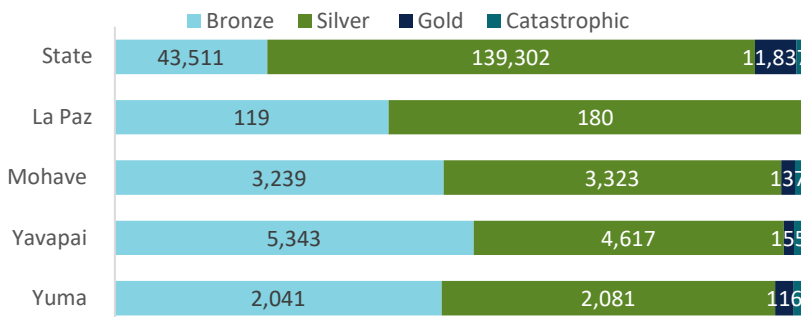
County Population      County Uninsured Rate<sup>8</sup>  
**20,114**                      **16.1%** | **12.2%**  
 2012                              2012                      2016

**6,639** insured via Medicaid<sup>9</sup>  
**+2,006** since December 2013

## Medicaid Enrollment by Year<sup>9</sup>



## Total Marketplace Plan Selections 2016-2017<sup>10</sup>



## Of the plan selections in La Paz County:

196,291

**311**



- 58%** selected a Silver plan
- 90%** received tax credits
- 48%** received cost-sharing

6,770

10,238

4,291



THE UNIVERSITY OF ARIZONA  
 MEL & ENID ZUCKERMAN COLLEGE OF PUBLIC HEALTH  
**Center for Rural Health**

For questions or more information on this profile, please contact  
 Bryna Koch, MPH [brynak@email.arizona.edu](mailto:brynak@email.arizona.edu).