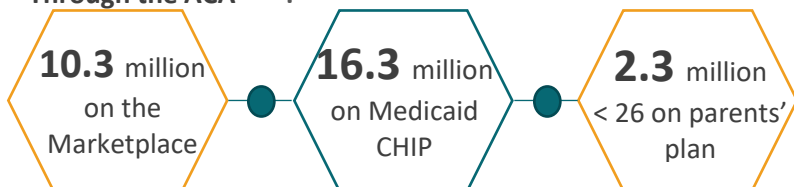


Arizona | County Health Insurance Coverage Profile

The Affordable Care Act has reduced the uninsured rate by **nearly half**

91%² of Americans now insured

Through the ACA^{3, 4, 5}:



Aims of the ACA¹

- 1 Achieve near universal health insurance coverage
- 2 Improve quality and affordability of coverage
- 3 Improve the quality and efficiency of health care

U.S. Uninsured Rate²

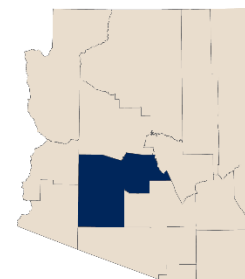
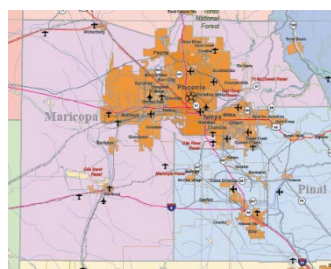
16.0% | **9.0%**
2010 | 2017

AZ Uninsured Rate^{6, 7}

16.9% | **10.0%**
2010 | 2016

Maricopa County | Marketplace and Medicaid Enrollment

The following data show changes in health insurance coverage in **Maricopa County** due to the ACA (including Medicaid Expansion and Marketplace enrollments) and the state level Medicaid restoration and KidsCare reauthorization.



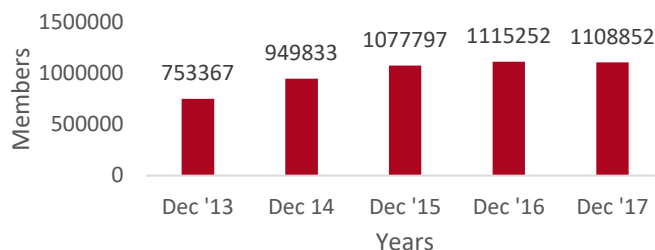
County Population

4.01 million

County Uninsured Rate⁸

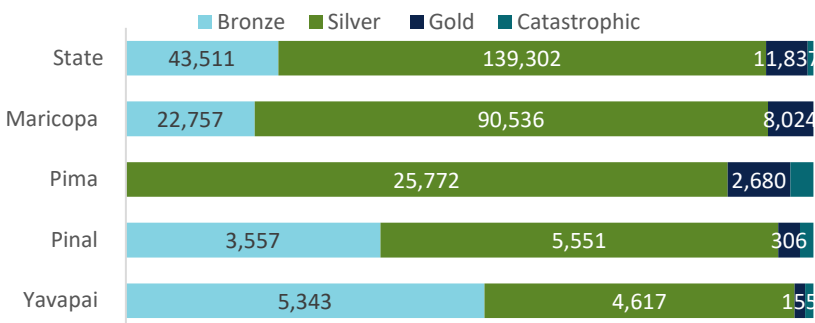
17.2% | **13.7%**
2012 | 2016

Medicaid Enrollment by Year⁹



1,108,852 insured via Medicaid⁹
+355,485 since December 2013

Total Marketplace Plan Selections 2016-2017¹⁰



*Nearby counties provided for comparison.

Of the plan selections in **Maricopa County**:

196,291

121,317

29,432

9,600

10,238

- 75%** selected a Silver plan
- 77%** received tax credits
- 53%** received cost-sharing



THE UNIVERSITY OF ARIZONA
MEL & ENID ZUCKERMAN COLLEGE OF PUBLIC HEALTH
Center for Rural Health

For questions or more information on this profile, please contact Bryna Koch, MPH brynak@email.arizona.edu.