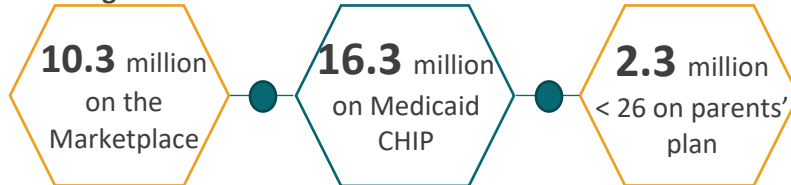


Arizona | County Health Insurance Coverage Profile

The Affordable Care Act has reduced the uninsured rate by **nearly half**

91%² of Americans now insured

Through the ACA^{3, 4, 5}:



Aims of the ACA¹

- 1** Achieve near universal health insurance coverage
- 2** Improve quality and affordability of coverage
- 3** Improve the quality and efficiency of health care

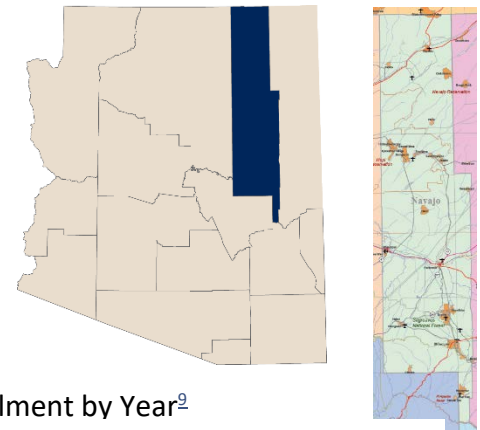
U.S. Uninsured Rate²
16.0% | **9.0%**
 2010 | 2017

AZ Uninsured Rate^{6, 7}
16.9% | **10.0%**
 2010 | 2016

Navajo County | Marketplace and Medicaid Enrollment

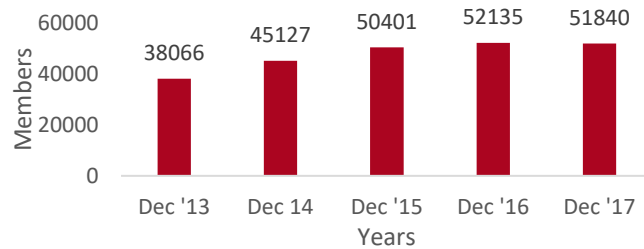
The following data show changes in health insurance coverage in **Navajo County** due to the ACA (including Medicaid Expansion and Marketplace enrollments) and the state level Medicaid restoration and KidsCare reauthorization.

County Population County Uninsured Rate⁸
105,980 **18.1%** | **16.8%**
 2012 2012 2016

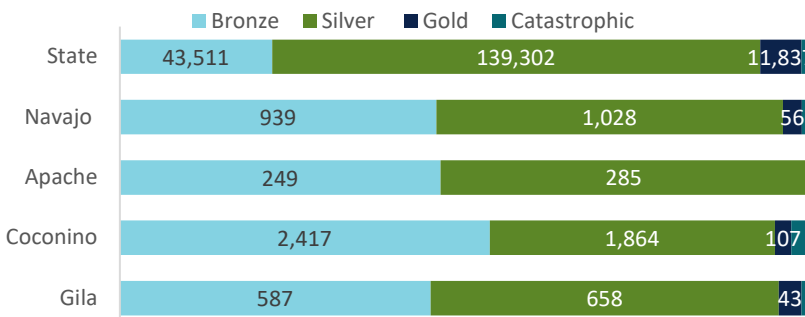


51,840 insured via Medicaid⁹
+13,774 since December 2013

Medicaid Enrollment by Year⁹



Total Marketplace Plan Selections 2016-2017¹⁰



*Nearby counties provided for comparison.

196,291

2,039 →

552

4,492

1,299

Of the plan selections in **Navajo County**:

- **50%** selected a Silver plan
- **89%** received tax credits
- **45%** received cost-sharing

