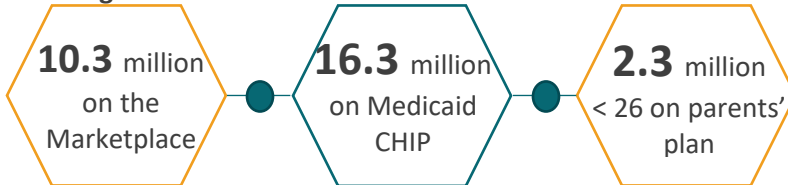


Arizona | County Health Insurance Coverage Profile

The Affordable Care Act has reduced the uninsured rate by **nearly half**

91.4%² of Americans now insured

Through the ACA^{3, 4, 5}:



Aims of the ACA¹

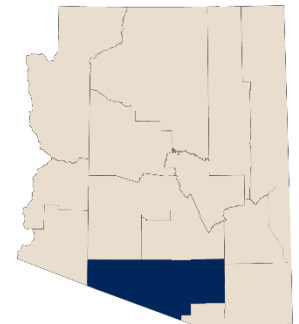
- 1 Achieve near universal health insurance coverage
- 2 Improve quality and affordability of coverage
- 3 Improve the quality and efficiency of health care

U.S. Uninsured Rate²
16.0% | **9.0%**
 2010 | 2017

AZ Uninsured Rate^{6, 7}
16.9% | **10.0%**
 2010 | 2016

Pima County | Marketplace and Medicaid Enrollment

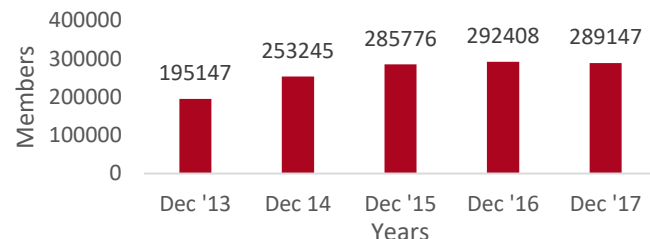
The following data show changes in health insurance coverage in **Pima County** due to the ACA (including Medicaid Expansion and Marketplace enrollments) and the state level Medicaid restoration and KidsCare reauthorization.



County Population **984,069**

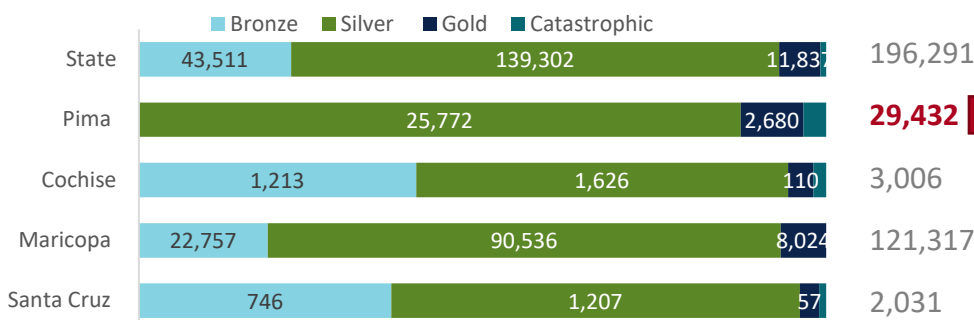
County Uninsured Rate⁸
14.7% | **12.3%**
 2012 | 2016

Medicaid Enrollment by Year⁹



289,147 insured via Medicaid⁹
+94,000 since December 2013

Total Marketplace Plan Selections 2016-2017¹⁰



Of the plan selections in **Pima County**:

- 88%** selected a Silver plan
- 72%** received tax credits
- 48%** received cost-sharing

*Nearby counties provided for comparison.

