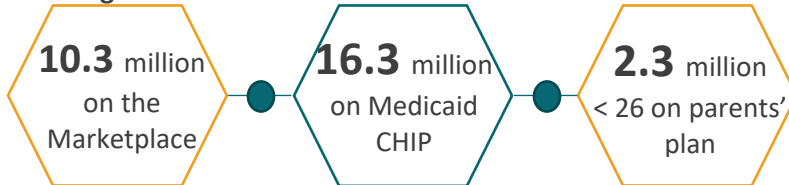


# Arizona | County Health Insurance Coverage Profile

The Affordable Care Act has reduced the uninsured rate by **nearly half**

**91%**<sup>2</sup> of Americans now insured

Through the ACA<sup>3, 4, 5</sup>:



## Aims of the ACA<sup>1</sup>

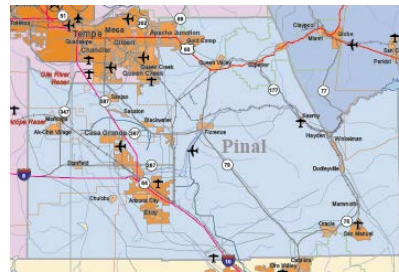
- 1 Achieve near universal health insurance coverage
- 2 Improve quality and affordability of coverage
- 3 Improve the quality and efficiency of health care

U.S. Uninsured Rate<sup>2</sup>  
**16.0%** | **9.0%**  
 2010 | 2017

AZ Uninsured Rate<sup>6, 7</sup>  
**16.9%** | **10.0%**  
 2010 | 2016

## Pinal County | Marketplace and Medicaid Enrollment

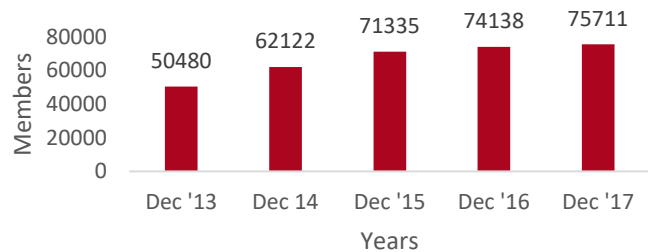
The following data show changes in health insurance coverage in **Pinal County** due to the ACA (including Medicaid Expansion and Marketplace enrollments) and the state level Medicaid restoration and KidsCare reauthorization.



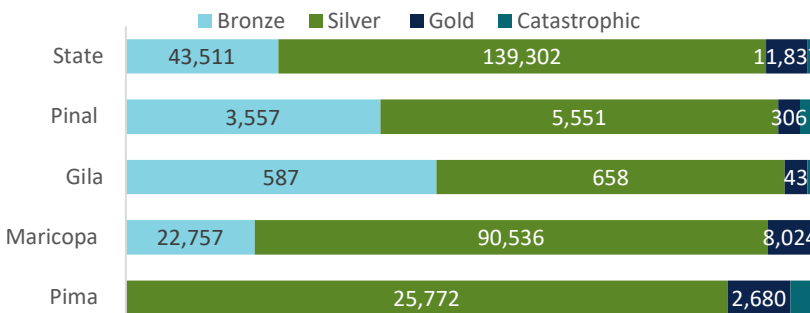
County Population **374,716**  
 County Uninsured Rate<sup>8</sup>  
**15.1%** | **11.6%**  
 2012 | 2016

**75,711** insured via Medicaid<sup>9</sup>  
**+25,231** since December 2013

## Medicaid Enrollment by Year<sup>9</sup>



## Total Marketplace Plan Selections 2016-2017<sup>10</sup>



196,291

**9,600** →

1,299

121,317

29,432

Of the plan selections in **Pinal County**:

- **58%** selected a Silver plan
- **88%** received tax credits
- **50%** received cost-sharing

\*Nearby counties provided for comparison.