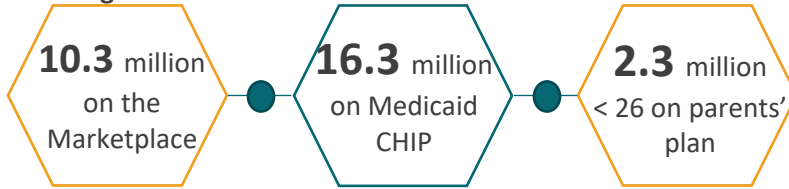


Arizona | County Health Insurance Coverage Profile

The Affordable Care Act has reduced the uninsured rate by **nearly half**

91% ² of Americans now insured

Through the ACA^{3, 4, 5}:



Aims of the ACA¹

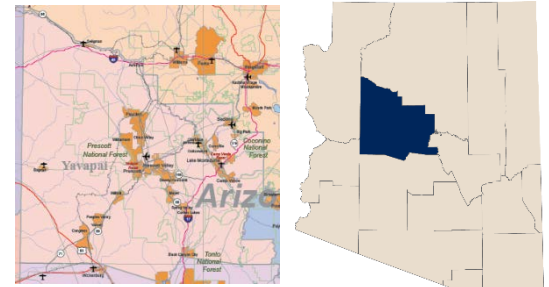
- 1 Achieve near universal health insurance coverage
- 2 Improve quality and affordability of coverage
- 3 Improve the quality and efficiency of health care

U.S. Uninsured Rate²
16.0% | **9.0%**
 2010 | 2017

AZ Uninsured Rate^{6, 7}
16.9% | **10.0%**
 2010 | 2016

Yavapai County | Marketplace and Medicaid Enrollment

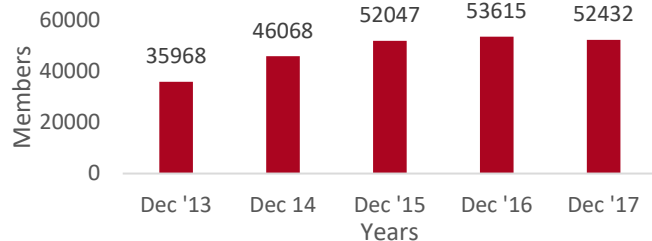
The following data show changes in health insurance coverage in **Yavapai County** due to the ACA (including Medicaid Expansion and Marketplace enrollments) and the state level Medicaid restoration and KidsCare reauthorization.



County Population⁵ **217,066**

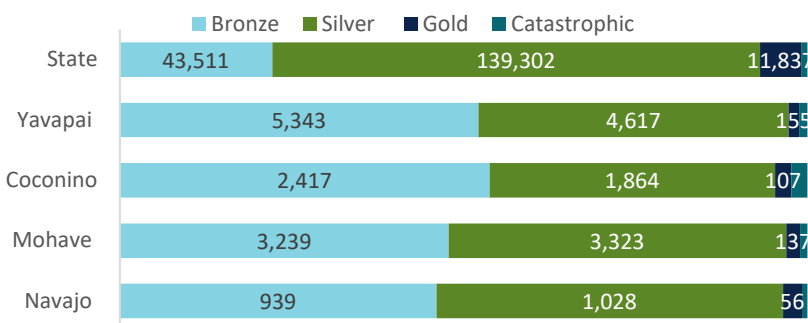
County Uninsured Rate⁸
16.3% | **12.8%**
 2012 | 2016

Medicaid Enrollment by Year⁹



52,432 insured via Medicaid⁹
+16,464 since December 2013

Total Marketplace Plan Selections 2016-2017¹⁰



196,291

10,238

4,492

6,770

2,039

Of the plan selections in Yavapai County:

- **45%** selected a Silver plan
- **89%** received tax credits
- **38%** received cost-sharing

*Nearby counties provided for comparison.

